

# Outdoor Recreation Satellite Account (ORSA)

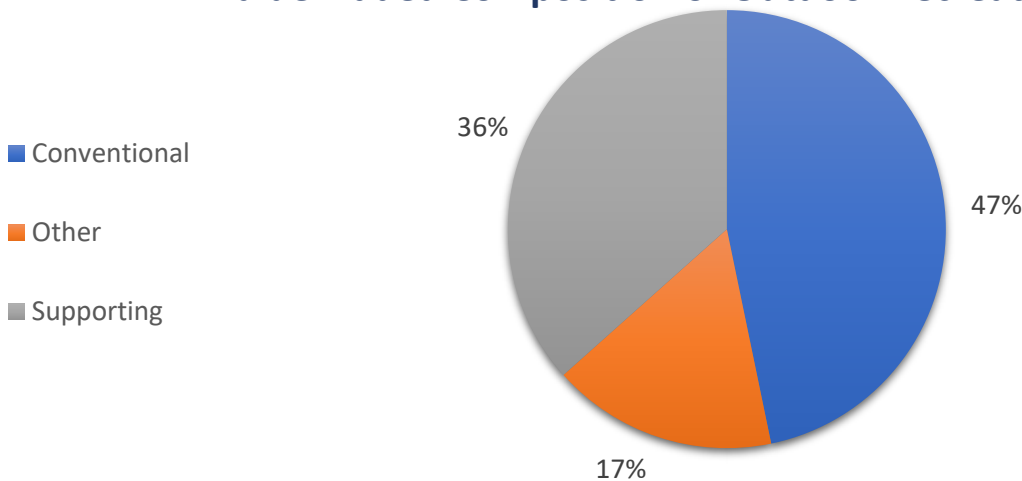


## 2021—Wisconsin

Value added [gross domestic product]		Employment		Compensation	
ORSA total	Share of state	ORSA total	Share of state	ORSA total	Share of state
<b>\$8.7 billion</b>	<b>2.4%</b>	<b>89,360 jobs</b>	<b>3.0%</b>	<b>\$4.3 billion</b>	<b>2.0%</b>

Value Added by Select ORSA Activity [Thousands of dollars]				
Activity	2019	2020	2021	State rank
Motorcycling/ATVing	992,376	854,410	882,407	1
Boating/Fishing	514,316	721,460	601,507	16
Bicycling	309,689	477,030	450,876	2
RVing	262,423	311,234	368,164	22
Hunting/Shooting/Trapping	179,686	193,492	207,518	20
Equestrian	153,210	149,654	175,570	16
Climbing/Hiking/Tent Camping	95,662	100,038	126,909	16
Snow Activities	68,617	64,654	54,211	20
Recreational Flying	10,128	10,267	11,402	26

### Value-Added Composition of Outdoor Recreation Activities



**Conventional ORSA** activities include traditional outdoor activities, such as camping, hiking, boating, and hunting.

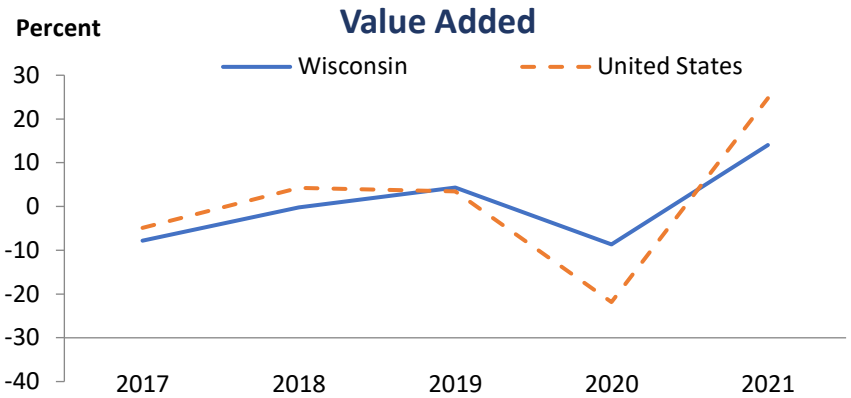
**Other ORSA** activities include those that take place outside, such as gardening and outdoor concerts.

**Supporting ORSA** activities are those that contribute to the core activities and include such things as construction, travel and tourism, local trips, and government expenditures.

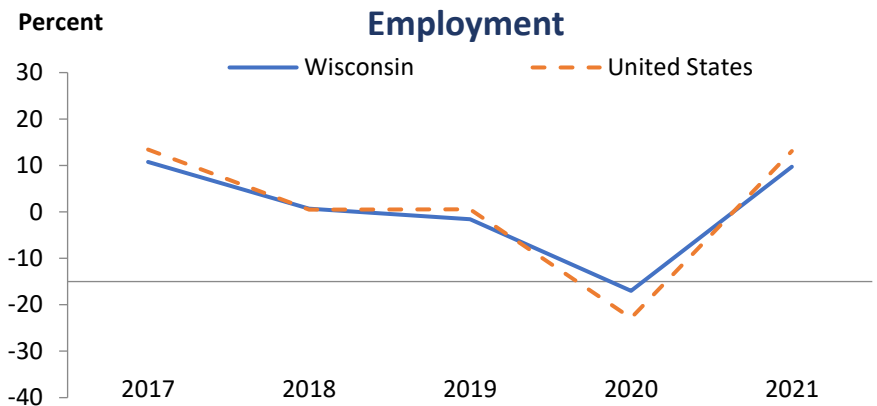
# Outdoor Recreation Satellite Account (ORSA)



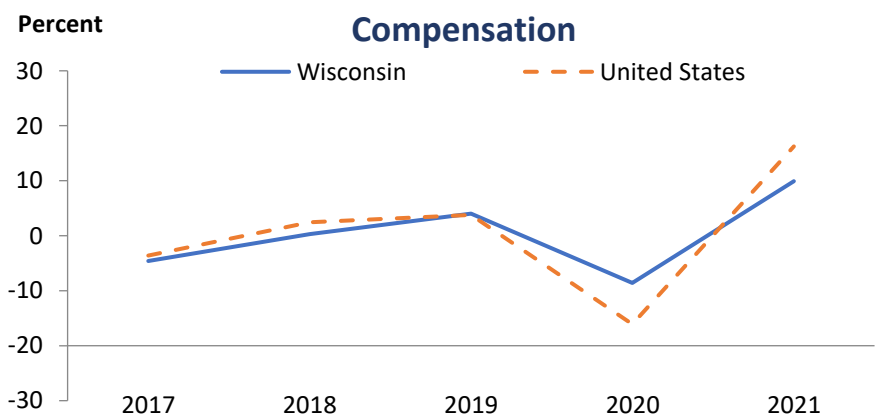
In 2021, Wisconsin ranked 20th among all states in ORSA value added and 50th among all states in ORSA value-added growth. Since 2020, ORSA value added has grown 14.1 percent in Wisconsin, compared with an increase of 24.7 percent for the United States.



In 2021, Wisconsin ranked 20th among all states in ORSA employment and 47th among all states in ORSA employment growth. Since 2020, ORSA employment has grown 9.7 percent in Wisconsin, compared with an increase of 13.1 percent for the United States.



In 2021, Wisconsin ranked 19th among all states in ORSA compensation and 50th among all states in ORSA compensation growth. Since 2020, ORSA compensation has grown 9.9 percent in Wisconsin, compared with an increase of 16.2 percent for the United States. Average compensation per wage-and-salary job in Wisconsin ORSA industries was \$47,603 in 2021, compared with \$70,957 for all salaried jobs in the state.



**ORSA value added** consists of the gross output of an industry less its intermediate inputs; the contribution of an industry to gross domestic product.

**ORSA employment** consists of all wage-and-salary jobs in which workers are engaged in the production of ORSA goods and services.

**ORSA compensation** consists of the remuneration (including wages and salaries as well as benefits, such as employer contributions to pension and health funds) payable to employees in return for their ORSA work during a given year.