

Outdoor Recreation Satellite Account (ORSA)

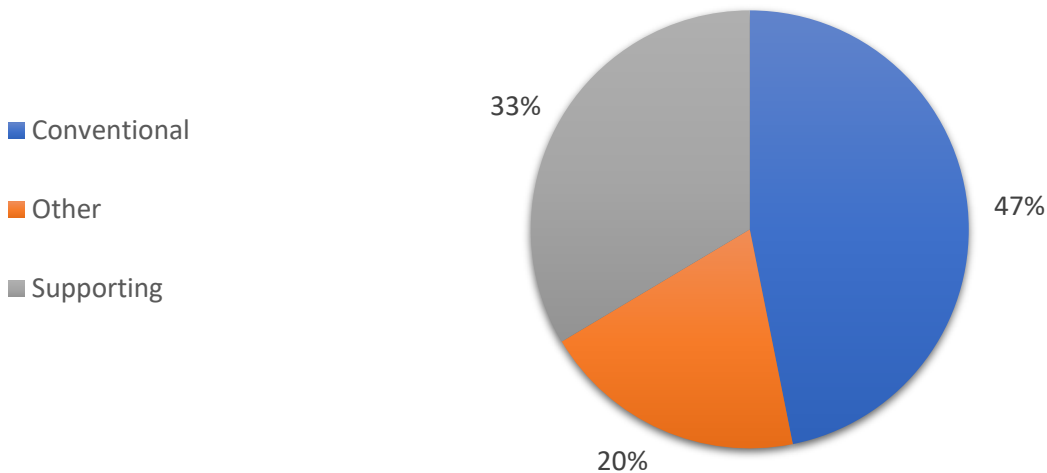


2022—Wisconsin

Value added [gross domestic product]		Employment		Compensation	
ORSA total	Share of state	ORSA total	Share of state	ORSA total	Share of state
\$9.8 billion	2.5%	94,042 jobs	3.1%	\$4.7 billion	2.1%

Value Added by Select ORSA Activity [Thousands of dollars]				
Activity	2020	2021	2022	State rank
Motorcycling / ATVing	1,126,681	1,197,941	1,101,719	1
Boating / fishing	814,537	719,349	709,804	17
RVing	356,582	520,255	552,826	20
Hunting / shooting / trapping	183,662	215,447	219,902	18
Bicycling	190,199	154,577	151,536	4
Equestrian	146,347	138,992	145,975	16
Climbing / hiking / tent camping	133,712	126,021	134,886	14
Snow activities	52,226	59,161	83,642	21
Recreational flying	13,807	17,681	62,631	13

Value-Added Composition of Outdoor Recreation Activities



Conventional ORSA activities include traditional outdoor activities, such as camping, hiking, boating, and hunting.

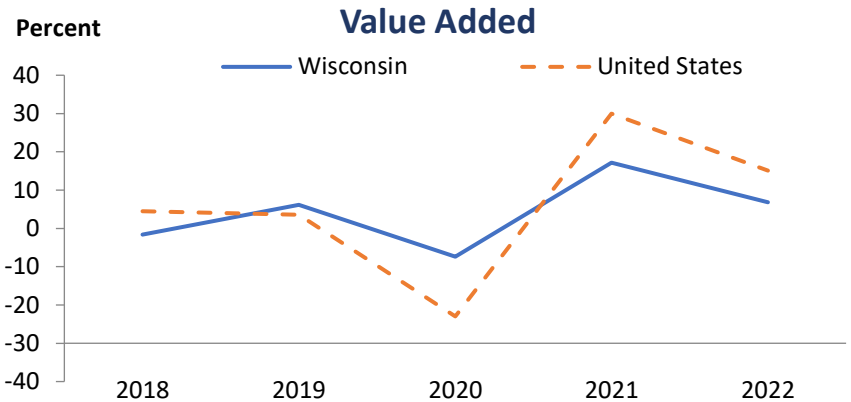
Other ORSA activities include those that take place outside, such as gardening and outdoor concerts.

Supporting ORSA activities are those that contribute to the core activities and include such things as construction, travel and tourism, local trips, and government expenditures.

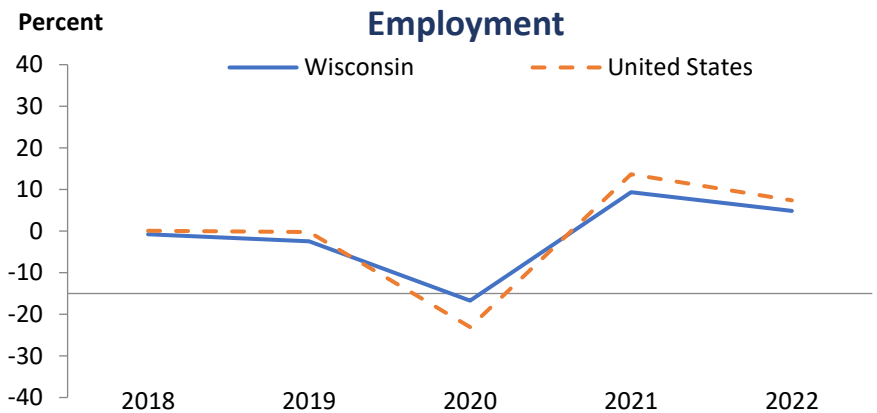
Outdoor Recreation Satellite Account (ORSA)



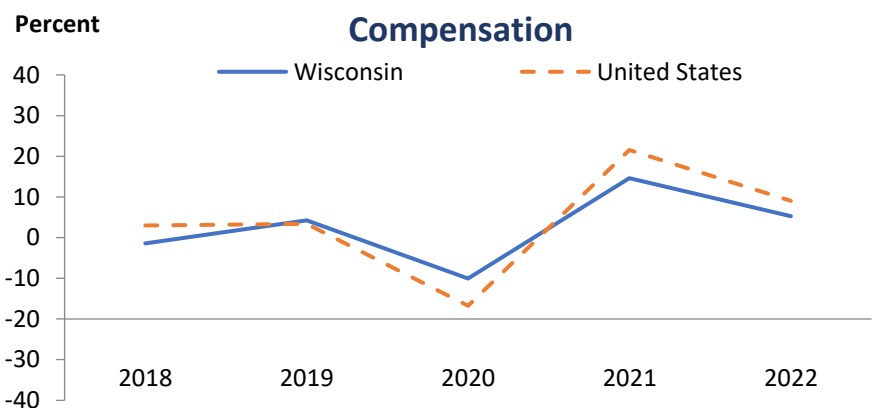
In 2022, Wisconsin ranked 20th among all states in ORSA value added and 50th among all states in ORSA value-added growth. Since 2021, ORSA value added has grown 6.8 percent in Wisconsin, compared with an increase of 15.1 percent for the United States.



In 2022, Wisconsin ranked 19th among all states in ORSA employment and 39th among all states in ORSA employment growth. Since 2021, ORSA employment has grown 4.8 percent in Wisconsin, compared with an increase of 7.4 percent for the United States.



In 2022, Wisconsin ranked 20th among all states in ORSA compensation and 41st among all states in ORSA compensation growth. Since 2021, ORSA compensation has grown 5.3 percent in Wisconsin, compared with an increase of 9.1 percent for the United States. Average compensation per wage-and-salary job in Wisconsin ORSA industries was \$49,544 in 2022, compared with \$73,555 for all salaried jobs in the state.



ORSA value added consists of the gross output of an industry less its intermediate inputs; the contribution of an industry to gross domestic product.

ORSA employment consists of all wage-and-salary jobs in which workers are engaged in the production of ORSA goods and services.

ORSA compensation consists of the remuneration (including wages and salaries as well as benefits, such as employer contributions to pension and health funds) payable to employees in return for their ORSA work during a given year.